

# Emergency Luminaire for Fluorescent Lamps EXLUX

Series 6009/5

STAHL



- Can be used in Zones 1, 2, 21 and 22
- Two fluorescent lamps: 18 W and 36 W
- Weekly function test and annual emergency light duration test

E2

WebCode 6009A



The 6009 series EXLUX emergency luminaire is suitable for use as safety lighting. It is lightweight and requires minimal maintenance. The battery is housed in the external enclosure and powers the emergency lighting for 1.5 or 3 hours. If one lamp is faulty, the luminaire switches to the working lamp. When the central lock is opened, the luminaire is always disconnected from the power supply at all poles.

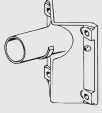
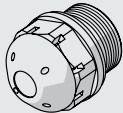
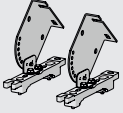
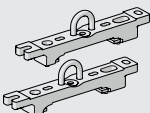
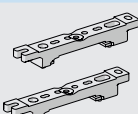
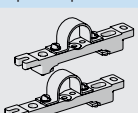



	ATEX / IECEx					
Zone	0	1	2	20	21	22
Installation in		•	•		•	•

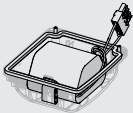
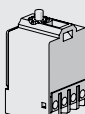


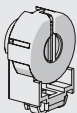
Selection Table							
Design size		2					
Lamp wattage		18 W					
Drilled holes	Threaded plate	Cable entries	Stopping plug	Connection terminals solid max.	Product Type	Art. No.	Weight kg
3 x M20	2x SS430 stainless steel	Can be ordered as accessories	Can be ordered as accessories	4 mm <sup>2</sup>	6009/522-9617-1622-71	238147	7.600
		Can be ordered as accessories	Can be ordered as accessories	6 mm <sup>2</sup>	6009/522-9617-2622-71	239095	7.600
3 x M25	2x plastic	2 x M25 Ø 7 – 17 mm	2 x M25 x 1.5	4 mm <sup>2</sup>	6009/522-9617-1611-71	225723	7.600
		2 x M25 Ø 7 – 17 mm	2 x M25 x 1.5	6 mm <sup>2</sup>	6009/522-9617-2611-71	239270	7.600
Design size		4					
Lamp wattage		36 W					
Drilled holes	Threaded plate	Cable entries	Stopping plug	Connection terminals solid max.	Product Type	Art. No.	Weight kg
3 x M20	2x SS430 stainless steel	Can be ordered as accessories	Can be ordered as accessories	4 mm <sup>2</sup>	6009/542-9617-1622-71	238148	9.600
		Can be ordered as accessories	Can be ordered as accessories	6 mm <sup>2</sup>	6009/542-9617-2622-71	239096	9.600
3 x M25	2x plastic	2 x M25 Ø 7 – 17 mm	2 x M25 x 1.5	4 mm <sup>2</sup>	6009/542-9617-1611-71	225725	9.650
		2 x M25 Ø 7 – 17 mm	2 x M25 x 1.5	6 mm <sup>2</sup>	6009/542-9617-2611-71	239301	9.600

Cable entries and stopping plugs made from moulded material are included loose with the product (installation required). Threaded plate included.

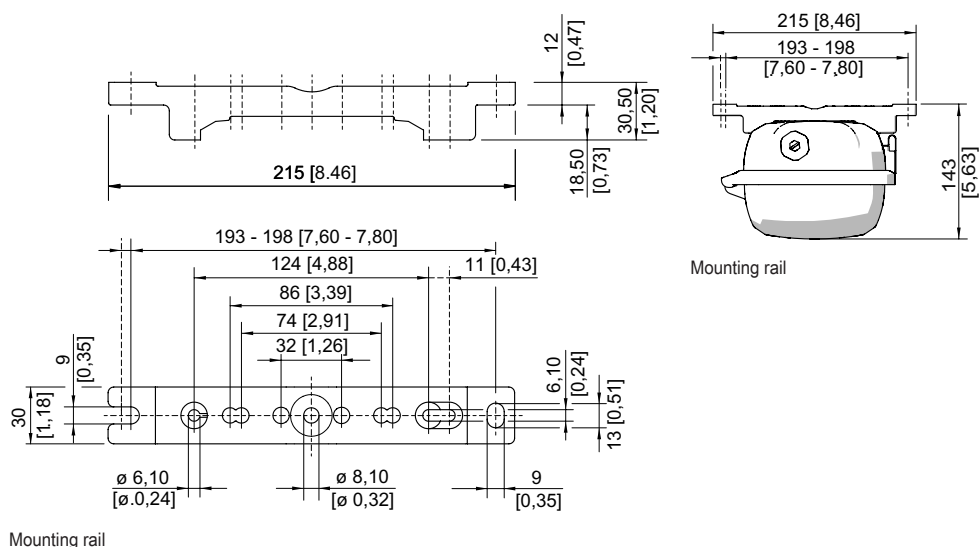
The light fittings are supplied without fluorescent lamps or mounting material. These parts must be ordered as accessories.

Technical Data	
<b>Explosion Protection</b>	
Ambient temperature °C	-30 ... +50 °C
IECEx gas explosion protection	Ex de mb IIC T4 Gb
IECEx dust explosion protection	Ex tb IIIC T80 °C Db
ATEX gas explosion protection	Ⓔ II 2 G Ex de mb IIC T4 Gb
ATEX dust explosion protection	Ⓔ II 2 D Ex tb IIIC T80 °C Db
EAC gas explosion protection	Ⓔ 1 Ex d e mb IIC T4 Gb
EAC dust explosion protection	Ⓔ Ex tb IIIC T80°C Db
Certificates	ATEX (PTB), Brazil (ULB), China (CQST), IECEx (PTB), Polen (CNBOP)
Ship approval	BVIS, DNV GL
<b>Electrical Data</b>	
Rated operational voltage AC	220 – 240 V
Frequency range	50 – 60 Hz
Battery operating voltage	6 V
Battery capacity	7 Ah
Self-test function	With (standard)
Notes	Disconnection of the light: <b>When opening the light</b> Switch with safety lock; when opening the central lock, all poles of the voltage supply to the ballast are disconnected; contacts of the switching element are NC contacts, they can only be switched on again when the lamp cover and the central locking system are closed. <b>In case of a lamp fault</b> , the electronic ballast disconnects the defective lamp from the power supply.
<b>Lighting Data</b>	
Number of lamps	2
Emergency light mode	Continuous light Or stand-by light
Operating time	1.5 / 3h emergency lighting operation
Lamp	G13 lamp base
<b>Mechanical Data</b>	
Degree of protection IP (IEC 60598)	IP66 / IP67
Protection class	I (with inner PE connection)
Enclosure material	Polyester resin, Glass fibre reinforced
Sealing material	Silicone
Material translucent cover	Polycarbonate
Lighting lock	Central lock , For box spanner actuation
Installed terminal strip	PE + N + L1 + L2 + L3 + L´
Type of connection cable	Finely stranded Solid
Enclosure colour	Light grey (RAL 7035)
Impact strength (IK code)	IK10 (IEC 62262)
Notes	Connection terminals: Spring clamp terminal (2 free clamping units per pole)
<b>Components</b>	
Ballast	6043-792-201
Through wiring	With 6 conductors 2.5 mm²
Battery-Version	NiCd battery, gas-tight
Material cable gland	Polyamide, black

Accessories			
Figure	Description	Art. No.	Weight kg
<b>Bracket for wall mounting with tube</b>			
	for side entry lamp; with tube, length 400 mm, Ø 42 mm	108947 ▲	2.480
<b>Breather</b>			
	Thread: M25 x 1.5; 1 pc; for installation in lights; in moulded material; without counter nut	138573 ▲	0.010
	Thread: M25 x 1.5; 20 pc; for installation in lights; in moulded material; without counter nut	138576 ▲	0.200
<b>Ceiling and wall mounting bracket</b>			
	mounted on a mounting rail for a variable mounting distance; Material: stainless steel; Lamp can be swiveled in steps of 15°; 1 pair	222827 ▲	1.200
<b>Mounting bracket</b>			
	mounting clamp mounted on a mounting rail for a variable mounting distance; 1 pair	222456 ▲	0.400
<b>Mounting rail</b>			
	for a variable mounting distance; 1 pair	222826 ▲	0.350
<b>Pipe clamp</b>			
	R 1 1/2"; with mounting rail for a variable mounting distance; Material: stainless steel; 1 pair	222459 ▲	0.800
	R 1 1/4"; with mounting rail for a variable mounting distance; Material: stainless steel; 1 pair	222458 ▲	0.700
	R 2"; with mounting rail for a variable mounting distance; Material: stainless steel; 1 pair	222460 ▲	0.750
<b>Pole mounting sleeve</b>			
	for the subsequent mounting on lights size 2 and size 4, completely with assembly parts (for pipe diameter 42 mm)	227512	3.200
<b>Ring bolt</b>			
	M8, direct mounting in insert nuts; 1 pair	115736 ▲	0.115
<b>Socket key</b>			
	M8 / wrench size 13; to open/close the central locking	222430 ▲	0.110

Spare Parts			
Figure	Description	Art. No.	Weight kg
<b>Battery set</b>			
	Battery cover with built-in battery. Gas-tight NiCd battery; 7 Ah / 6 V	223532	1.195
<b>Contact element</b>			
	8080/1-3-L 2 NC contact element	132527	0.026
<b>Cover</b>			
	for luminaire size 4 (resistant to aromatic substances)	256535	1.167
	for luminaire size 2 (resistant to aromatic substances)	256534	0.679
	for luminaire size 4	222428	1.149
	for luminaire size 2	222427	0.639
<b>Fluorescent lamp</b>			
	36 W, 3350 lm	108951 ▲	0.200
	18 W, 1350 lm	108952 ▲	0.100
<b>Lamp holder</b>			
	G13 Ex e lamp holder for light fittings with T8 fluorescent lamps for use in Zone 1	117252 ▲	0.036

**Dimensional Drawings (All Dimensions in mm [inches]) – Subject to Alterations**

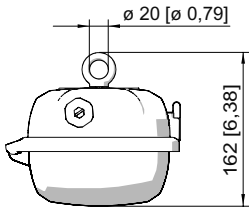


# Emergency Luminaire for Fluorescent Lamps EXLUX

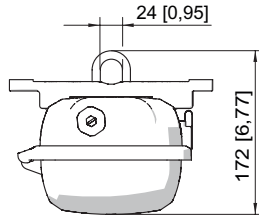
Series 6009/5



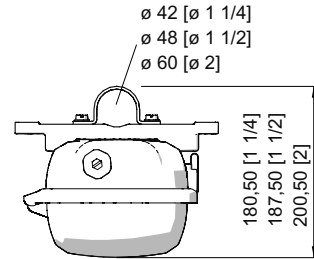
E2



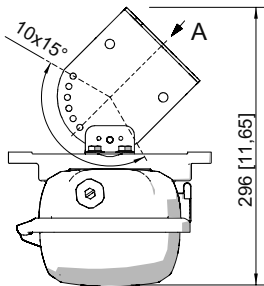
Ring bolt fitted in insert nut of the luminaire



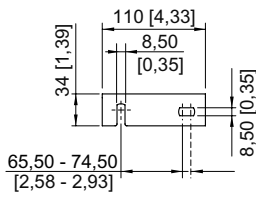
Mounting bracket fitted in mounting rail



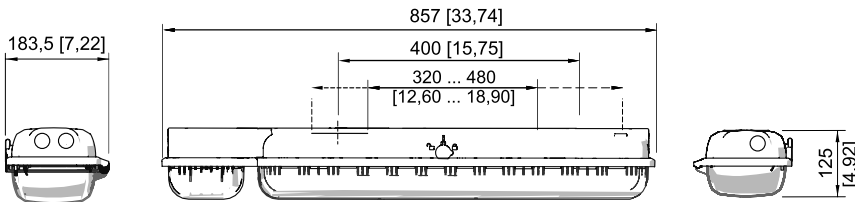
Pipe clamp fitted in mounting rail



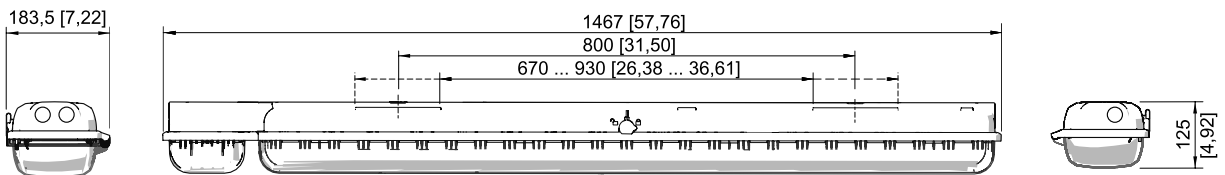
A



Wall mounting bracket fitted in mounting rail



Size 2



Size 4